vertbaudet

REF.NO: 70501-1370
Code FO: 010239
Order NO : 000.000.000

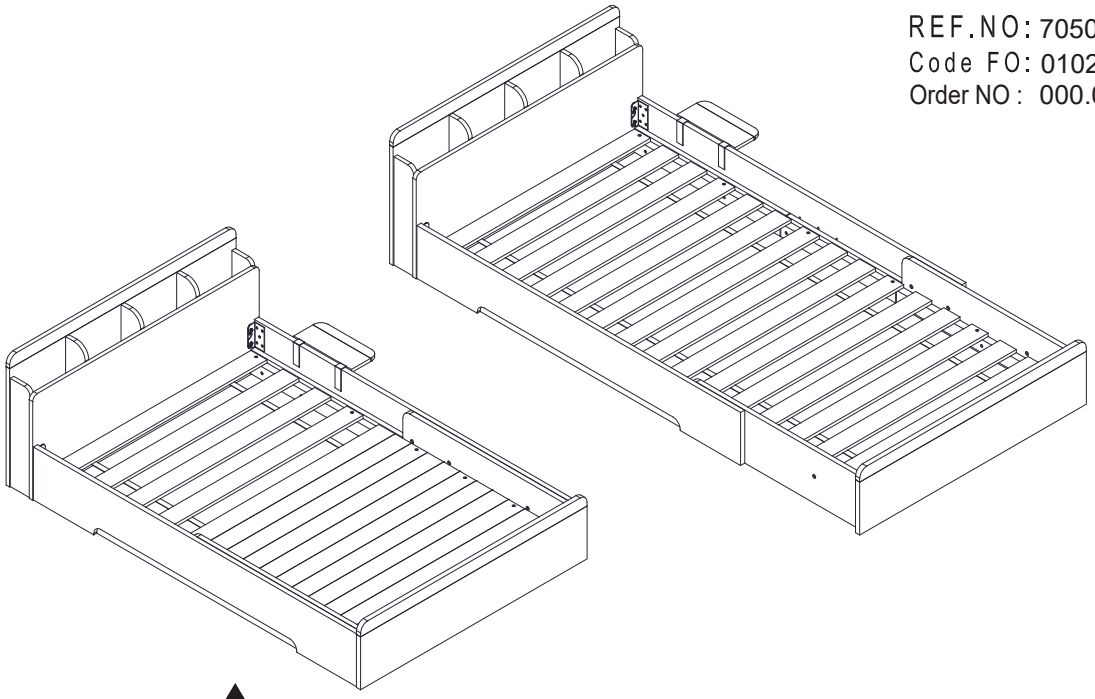

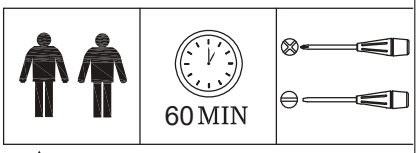

F

- Contrôlez le contenu de votre colis avant de procéder au montage.
- Ne détériorez pas l'emballage, il vous sera très utile pour protéger les éléments des coups et rayures pendant le montage.
- Assemblez ensuite le meuble en suivant l'ordre défini par la numérotation.
- En cas de problème contactez notre service Après-Vente.
- Du fait de son confinement dans le carton après emballage, il est possible qu'au déballage et au montage votre produit dégage dans l'air des odeurs de vernis, plus ou moins prononcées. Afin que ces odeurs ne vous incommodent pas, nous vous conseillons de disposer votre produit dans une pièce convenablement et régulièrement aérée, en ouvrant complètement les portes et en déposant les tiroirs à côté du meuble, jusqu'à disparition de ces odeurs.

GB

- Check the content of your parcel before assembling.
- Do not throw away the packing which could be very useful to protect the panels from knocks and scratches when assembling.
- Next assemble the article following the order of the numbers indicated.
- Should any problems arise, please contact our After Sales Service.
- **You may notice a smell of varnish when you unpack your item, due to its having been stored in a box since its packaging. In order to avoid any inconvenience that may be caused by such odours, we recommend that you place the item in a well ventilated room, opening all doors, and removing the drawers from the cabinet, until any such odours have dissipated.**

P

- Confira o conteúdo da sua encomenda antes de iniciar a montagem.
- Não danifique a embalagem, poderá ser-lhe útil para proteger os elementos de golpes ou riscos durante a montagem.
- Proceda à montagem do móvel seguindo a ordem definida pela numeração.
- Para qualquer esclarecimento, contacte os nossos serviços através do telefone.
- **Devido ao seu encerramento na caixa de cartão após o acondicionamento, é possível que, no momento da desembalagem e montagem do produto, este lance para o ar um cheiro a verniz, mais ou menos intenso. Para que este cheiro não o incomode, aconselhamos-lhe a colocar o produto num compartimento adequado e regularmente arejado, deixando as portas totalmente abertas e colocando as gavetas ao lado do móvel, até que o referido cheiro desapareça.**

S

- Controlar el contenido de su embalaje antes de proceder al montaje.
- No deteriorar el paquete, que le será muy útil para proteger los elementos de golpes y rozaduras durante el montaje.
- Acoplar de seguida el mueble, siguiendo la orden definida por la numeración.
- Si tiene problemas, contactar nuestro servicio postventa.
- **Dado que el mueble ha permanecido encerrado en la caja de cartón desde el momento de su acondicionamiento, es posible que al desembalarlo desprenda a la atmósfera un olor a barniz más o menos pronunciado. Con el fin de evitar que esos olores sean para usted una incomodidad, le aconsejamos dejar el producto en un lugar adecuado y regularmente aireado; abrir por completo las puertas, retirar los cajones y dejarlos aireándose junto al mueble, hasta que tales olores hayan desaparecido.**

G

- Vor Montage den Inhalt Ihres Päckchens kontrollieren.
- Die Verpackung nicht zerstören, sie wird Ihnen nützlich sein, um die Teile bei der Montage vor Stössen und Kratzern zu schützen.
- Das Möbel dann in der Reihenfolge der Nummerierung zusammenbauen.
- Im Problemfall Ihren Kundendienst anrufen.
- **Da das Möbelstück eine gewisse Zeit lang eng verpackt war, ist nicht auszuschließen, dass sich beim Auspacken und der Montage ein mehr oder minder starker Lackgeruch entwickelt. Damit der Lackgeruch Sie nicht stört, empfehlen wir Ihnen, Ihren Einrichtungsgegenstand in einen gut und regelmäßig gelüfteten Raum zu stellen, die Schubladen herauszunehmen und die Türen ganz zu öffnen, bis sich der Lackgeruch vollständig verflüchtigt hat.**

I

- Verificare il contenuto della confezione prima del montaggio.
- Non eliminare l'imballo che potrà essere utilizzato per proteggere il prodotto dai danni durante il montaggio.
- Montare l'articolo seguendo l'ordine di numerazione.
- In caso di necessità contattare il nostro servizio post-vendita
- **Per il fatto di essere rimasto chiuso nel cartone dopo l'imballaggio, è possibile che il mobile una volta liberato dal cartone e durante il montaggio sprigioni nell'aria odori di vernice più o meno forti. Affinché questi odori non Le creino fastidio, raccomandiamo di collocare il prodotto in un locale adeguatamente e regolarmente aerato, aprendo completamente le porte e depositando i cassetti accanto al mobile fino alla scomparsa degli odori.**

D

- De inhoud van uw pakket controleren alvorens met de montage te beginnen.
- De verpakking niet beschadigen, deze kan heel handig zijn om de onderdelen te beschermen tegen schokken en krassen tijdens de montage.
- Zet vervolgens het meubel in elkaar in de volgorde die is bepaald in de nummering.
- Neem bij problemen contact op met onze klantenservice.
- **Het is mogelijk dat zich bij het uitpakken en in elkaar zetten van uw product een min of meer uitgesproken laklucht verspreidt. Om te voorkomen dat u last heeft van deze lucht, raden we u aan om uw product in een voldoende en regelmatig geventileerde ruimte neer te zetten. Doe daarbij de deurtjes helemaal open en zet de laden naast het meubel neer totdat deze lucht is verdwenen.**

FI

- Tarkista pakkauksen osat ennen kokoamisen aloittamista
- Älä hajota pakkausta. Se on hyödyllinen kokoamisen yhteydessä osien suojaamiseksi naarmuilta
- Kokoa huonekalu seuraamalla ohjeita numerojärjestyksessä
- Ongelman tapauksessa, ottakaa yhteys jälkimyyntipalveluumme
- **On mahdollista, että tuote avaamisen ja kokoamisen yhteydessä vapauttaa lakan hajua johtuen sen sällytyksestä pakkauksen sisässä. Jotta tämä haju ei häiritsisi teitä, suosittelemme asettamaan tuotteen kunnolla ilmastoituun tilaan, avaamaan sen ovet ja irrottamaan laatikot, kunnes haju on kadonnut.**

SE

- Kontrollera innehållet i förpackningen innan du påbörjar monteringen
- Förstör inte förpackningen, eftersom den kan användas till att skydda delarna från stötar och repor under monteringen.
- Montera därefter möbeln i den ordning som anges med numreringen
- Om problem uppstår, kontakta vår kundtjänst
- **Det kan hända att det under uppackning eller montering frigörs mer eller mindre tydliga dofter av ytbehandlingsmedel från produkten. För att du inte ska besväras av dessa dofter råder vi dig att ställa produkten i ett välventilerat rum, öppna dörrarna helt och placera lådorna vid sidan av möbeln, till dess att dofterna försvunnit.**

Notice de montage/Assembly instructions/Instru ç õ es de montagem/
Prospecto de montaje/Montageanleitung/Istruzioni di montaggio/
Montagehandleiding/Asennusohjeet/Monteringsanvisningar

IMPORTANT !

A CONSERVER POUR CONSULTATION ULTERIEURE

F Informations à conserver
Attention: tenir les vis et petits é l é ments et sachets hors de port é e des enfants
Contr ô ler le contenu de votre colis avant de proc é der au montage
A monter par un adulte.
Ne pas utiliser le lit si une partie est cassée, endommagée ou manquante
En cas de probl è me contactez notre service apr è s vente
Un adulte doit v é rifier le bon assemblage avant l'emploi
Ne pas placer le lit proche d'une source de chaleur, d'une fenêtre ou d'autre meuble

GB Keep this information for future reference
Caution : Keep all screws, small parts and plastic bags out of the reach of children
Check the contents of your parcel before assembling
To be assembled by an adult.
Don't use the bed if a part of it is broken, damaged or missing
Should any problems arise, please contact our After Sales Service
Assembly must be checked by an adult before use
Don't place the bed close to a source of heat, a window or other furniture

P Informa ç ã o a conservar
Precau ç ã o : Mantenha os parafusos, acessórios pequenos e saco de plástico fora do alcance das crianças
Confira o conteúdo da sua encomenda antes de iniciar a montagem
A ser montado por um adulto.
Não utilizar a cama se houver componentes partidos, danificados ou em falta
Para qualquer esclarecimento, contacte os nossos servi ç os atrav é s do telefone
Um adulto deve verificar a boa montagem antes da utiliza ç ã o
Não colocar a cama próximo de uma fonte de calor, de uma janela ou de outro móvel

S Guardar esta informaci ó n para futuras referencias.
Atenci ó n: mantener los tornillos, los peque ñ os elementos y bolsitas fuera del alcance de los ni ñ os
Controlar el contenido de su embalaje antes de proceder al montaje
A montar por un adulto.
No utilizar la cama si le falta alguna pieza o la tiene rota o deteriorada
Si tiene problemas, contactar nuestro servicio postventa.
Un adulto debe comprobar el buen montaje antes de la utilizaci ó n
No colocar la cama cerca de una fuente de calor, una ventana u otro mueble

G Aufzubewahrende Informationen
Achtung: die Schrauben und kleinen Teile ausserhalb der Reichweite von Kindern lagern
Vor Montage den Inhalt Ihres P ä ckchens kontrollieren
Von einem Erwachsenen zu montieren
Das Bett nicht verwenden, wenn es beschädigte oder fehlende Teile aufweist
Im Problemfall Ihren Kundendienst anrufen
Die korrekte Montage muss vor Gebrauch von einem Erwachsenen gepr ü ft werden
Das Bett nicht in der Nähe einer Wärmequelle, eines Fensters oder eines anderen Möbelstücks aufstellen

I Conservare le istruzioni per futuro utilizzo
Attenzione! Tenere le viti ed i componenti di piccole dimensioni lontano dalla portata dei bambini
Verificare il contenuto della confezione prima del montaggio
Il montaggio deve essere eseguito da un adulto
Non utilizzare il letto in presenza di parti rotte, danneggiate o mancanti
In caso di necessità contattare il nostro servizio post-vendita
Un adulto dovrà verificare il corretto montaggio prima dell'uso
Non posizionare il letto vicino a una fonte di calore, a una finestra o a un mobile

D Informatie om te bewaren
Waarschuwing: schroeven en kleine elementen en zakjes buiten bereik van kinderen houden
De inhoud van uw pakket controleren alvorens met de montage te beginnen
Moet door een volwassene worden gemonteerd
Gebruik het bed niet als een deel stuk of beschadigd is of als een deel ontbreekt
Neem bij problemen contact op met onze klantenservice
Voor gebruik moet een volwassene controleren dat het product goed in elkaar is gezet
Plaats het bed niet in de buurt van een warmtebron, een raam of een ander meubelstuk

FI Säilytett ä v ä t tiedot
Varoitus: pidä ruuvit, pienet osat ja pussit poissa lasten ulottuvilta
Tarkista pakkauksen osat ennen kokoamisen aloittamista
Aikuisen koottava.
Sänkyä ei saa käyttää jos osista joku on rikki, vahingoittunut tai puuttuu
Ongelman tapauksessa, ottakaa yhteys j ä lkimyyntipalveluumme
Aikuisen tulee varmistaa kunnollinen kokoaminen ennen k ä ytt ö ä
Sänkyä ei saa asettaa lämmönlähteen, ikkunan tai toisen huonekalun läheisyyteen

SE Ta vara på dessa anvisningar
Obs : F ö rvara skruvarna, sm å delarna och p å sarna utom r ä ckhå ll f ö r barn
Kontrollera innehållet i f ö rpackningen innan du p å b ö rjar monteringen
Ska monteras av en vuxen.
Använd inte sängen om någon del är trasig, skadad eller saknas
Om problem uppst å r, kontakta v å r kundtj ä nst
Monteringen ska ses ö ver av en vuxen innan anv ä ndning
Placera inte sängen nära värmekälla, fönster eller annan möbel

LISTE DES ELEMENTS/LIST OF PARTS/LISTA DE ELEMENTOS/LISTON DE ELEMENTOS /TEILELISTE/ LISTA DEI COMPONENTI / LIJST MET ONDERDELEN

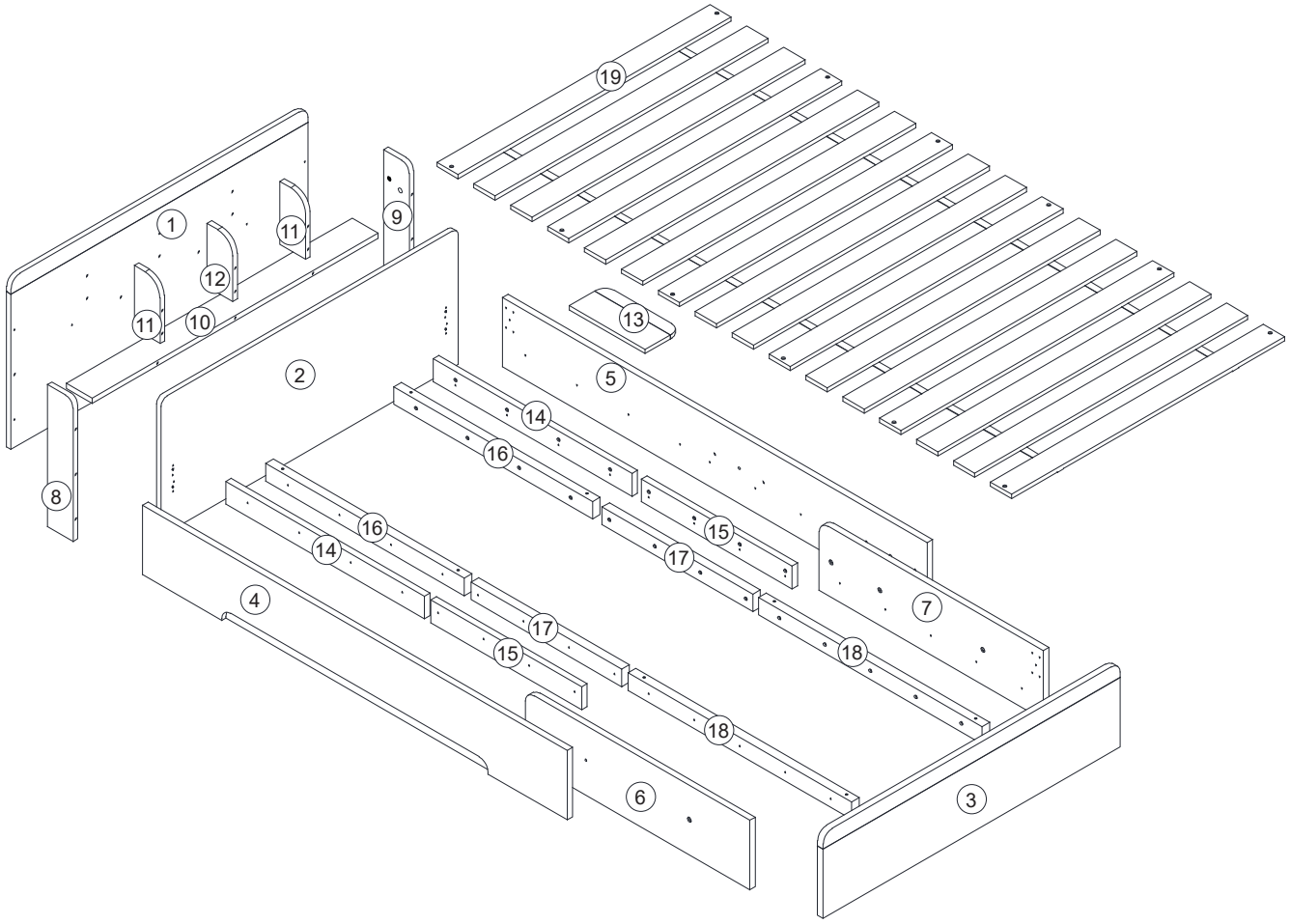

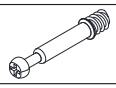	Ax9	M6x35mm		Jx26	M4x35mm
	Bx9	Ø15x12mm	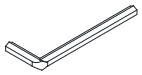	Kx1	M5
	Cx15	Ø6x30mm	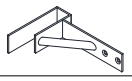	Lx2	
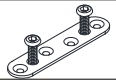	Dx4			Mx2	Ø8x20mm
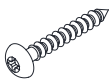	Ex7	M5x45mm		Nx4	M3.5x12mm
	Fx36	M4x14mm		Ox2	M8x12mm
	Gx2			Px2	M6x10mm
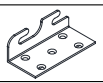	Hx2		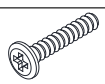	Qx6	M6x30mm
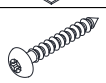	I x 28	M4x30mm			

1

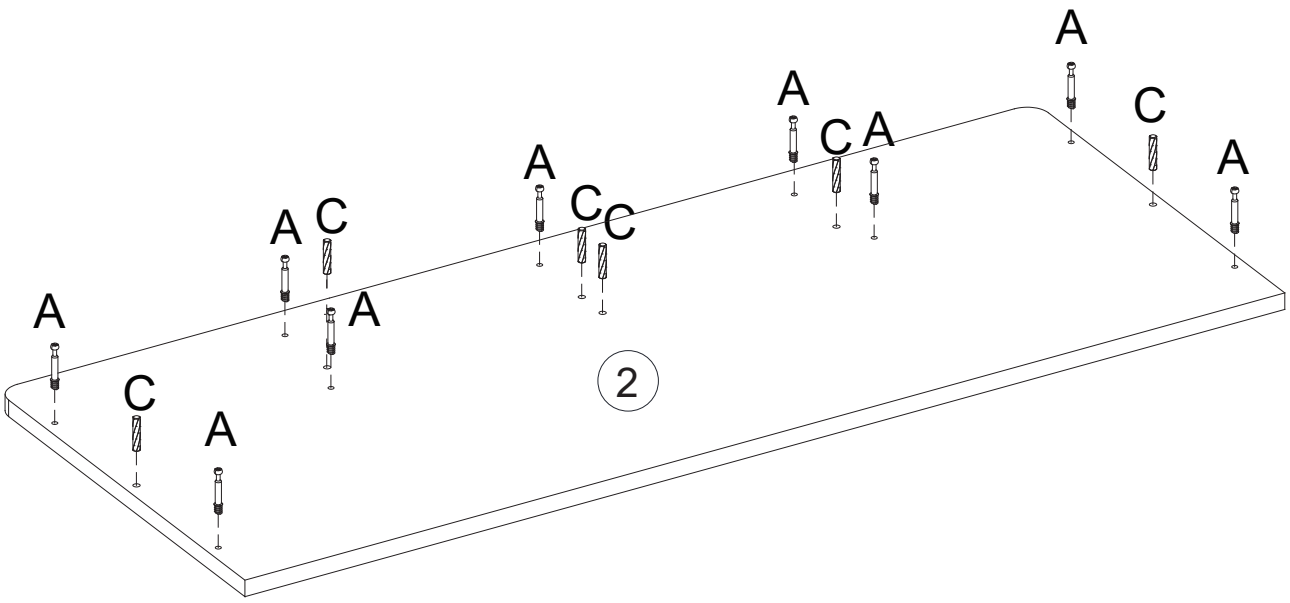

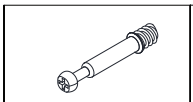
A x 9

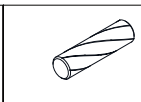
C x 6

2

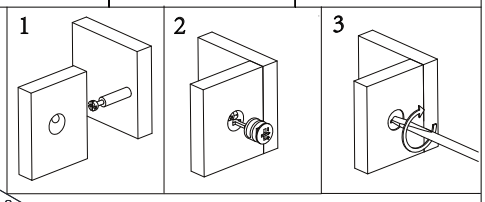

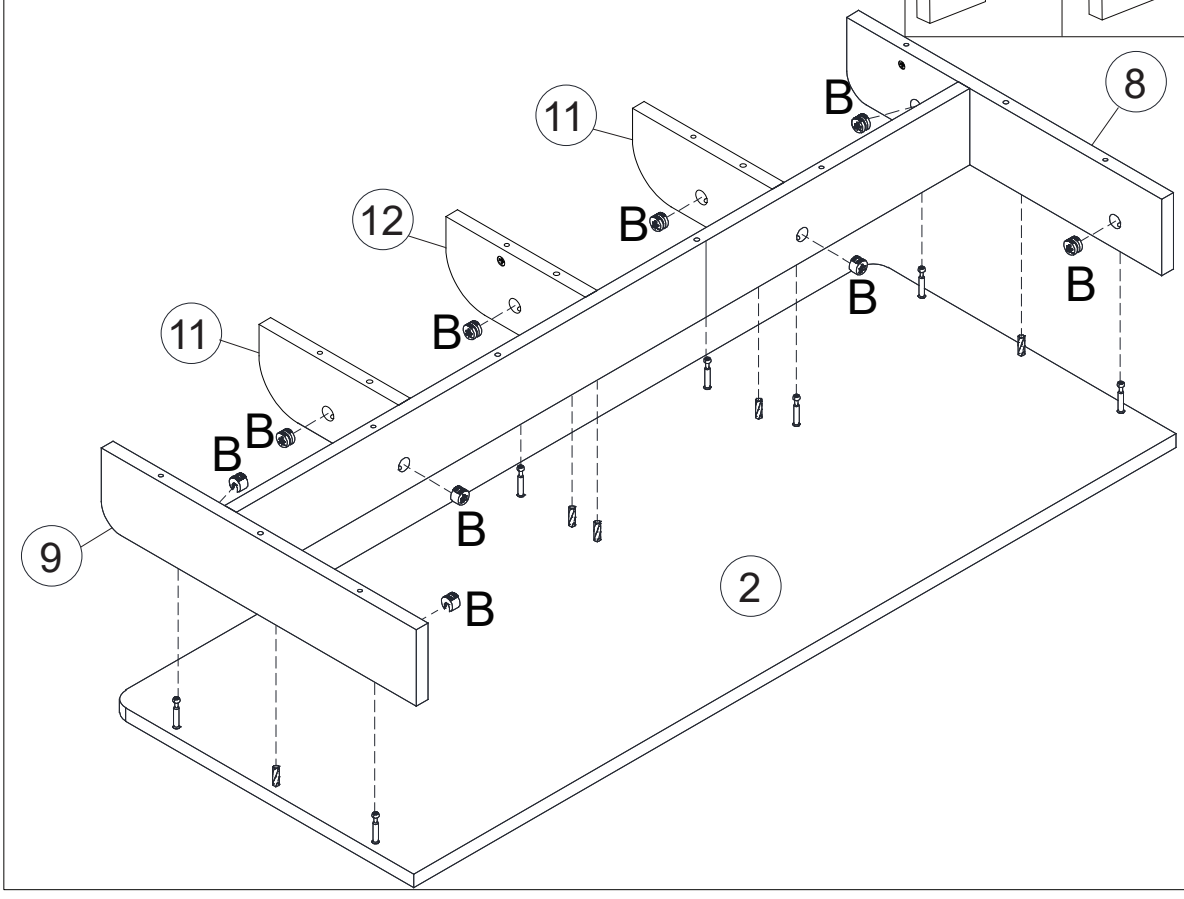

B x 9

3

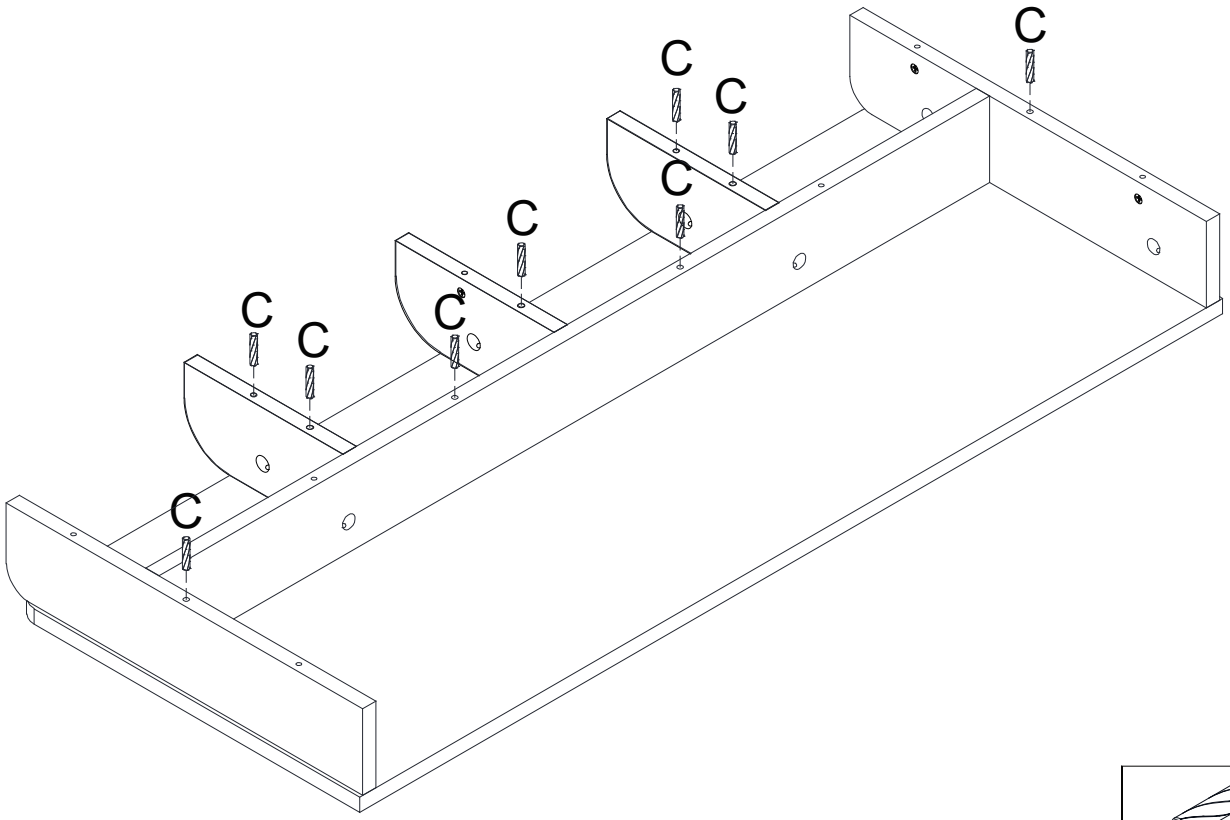

C x 9

4

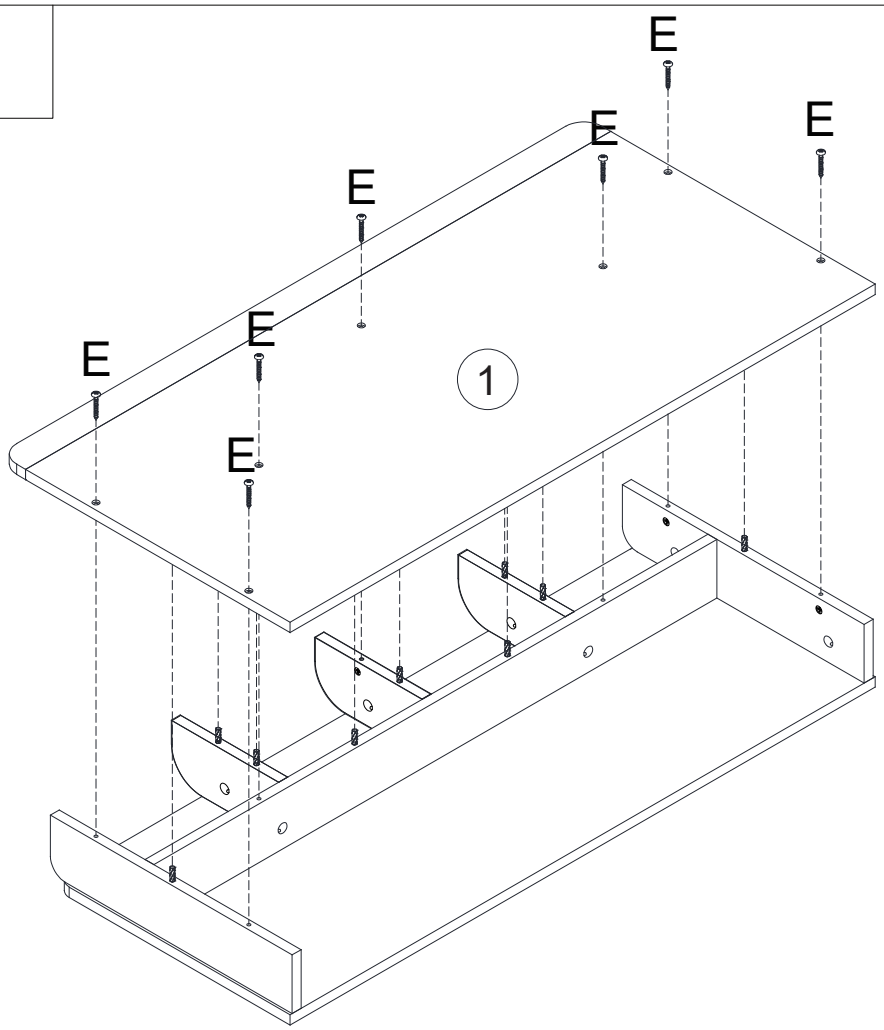

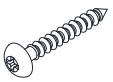

E x 7

5

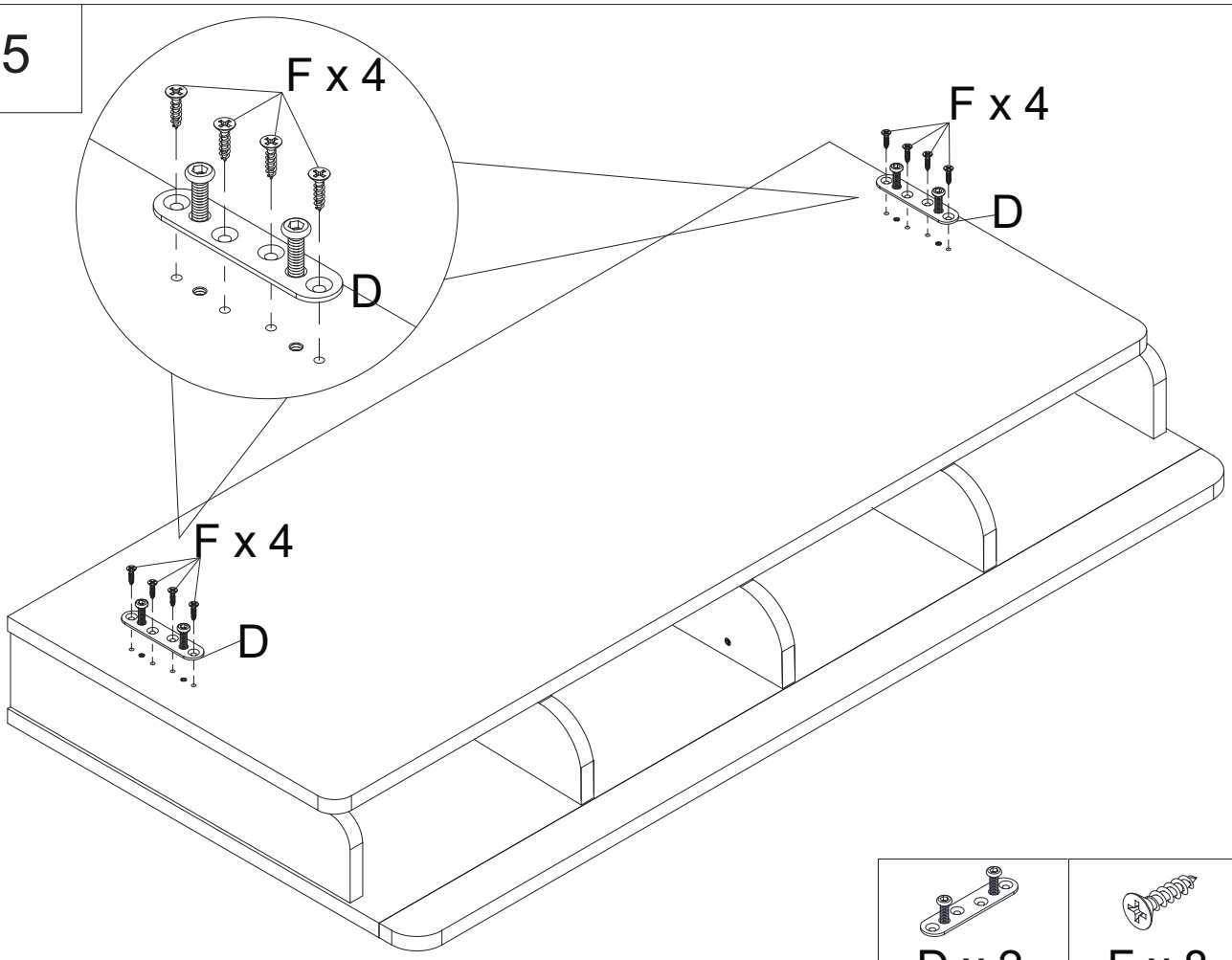

D x 2

F x 8

6

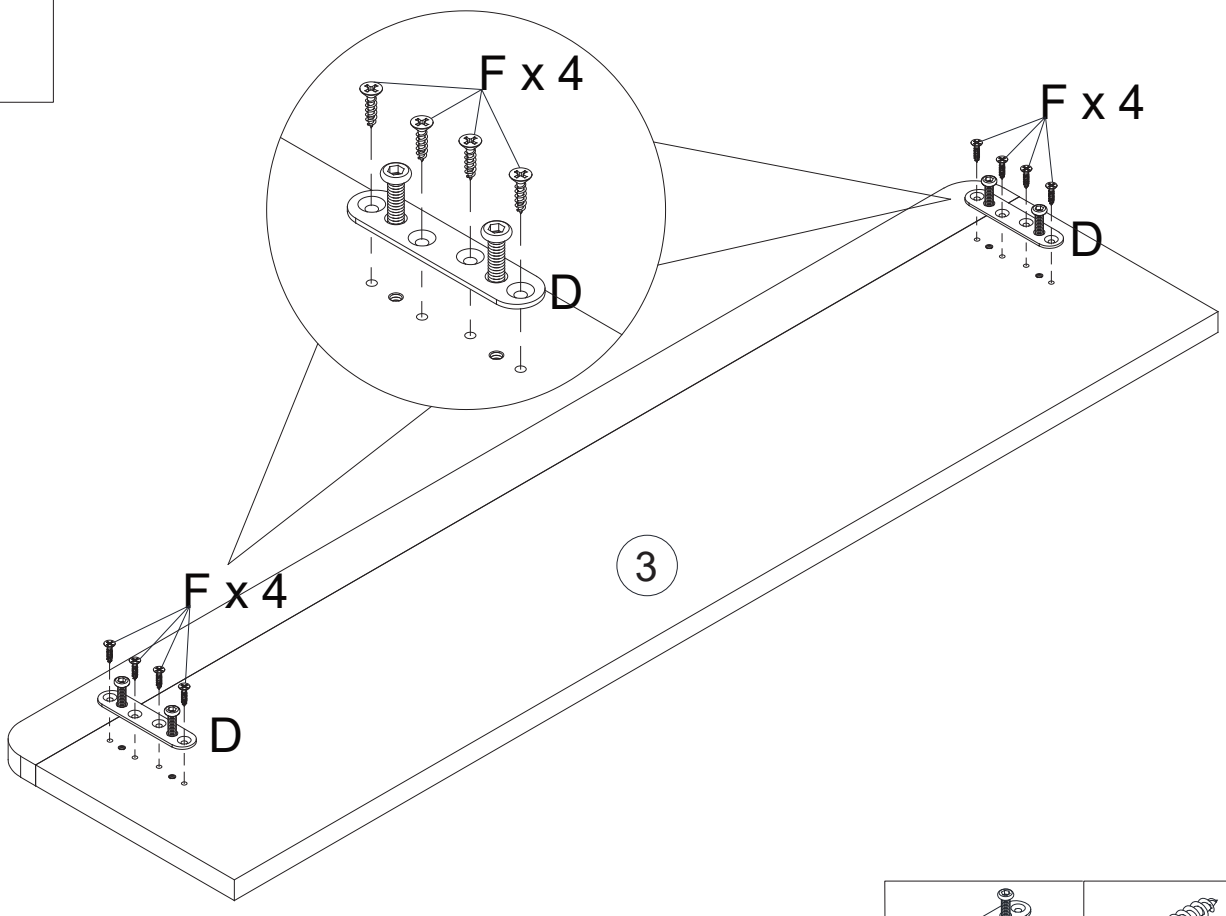

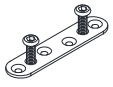
D x 2

F x 8

7

OPTION 1

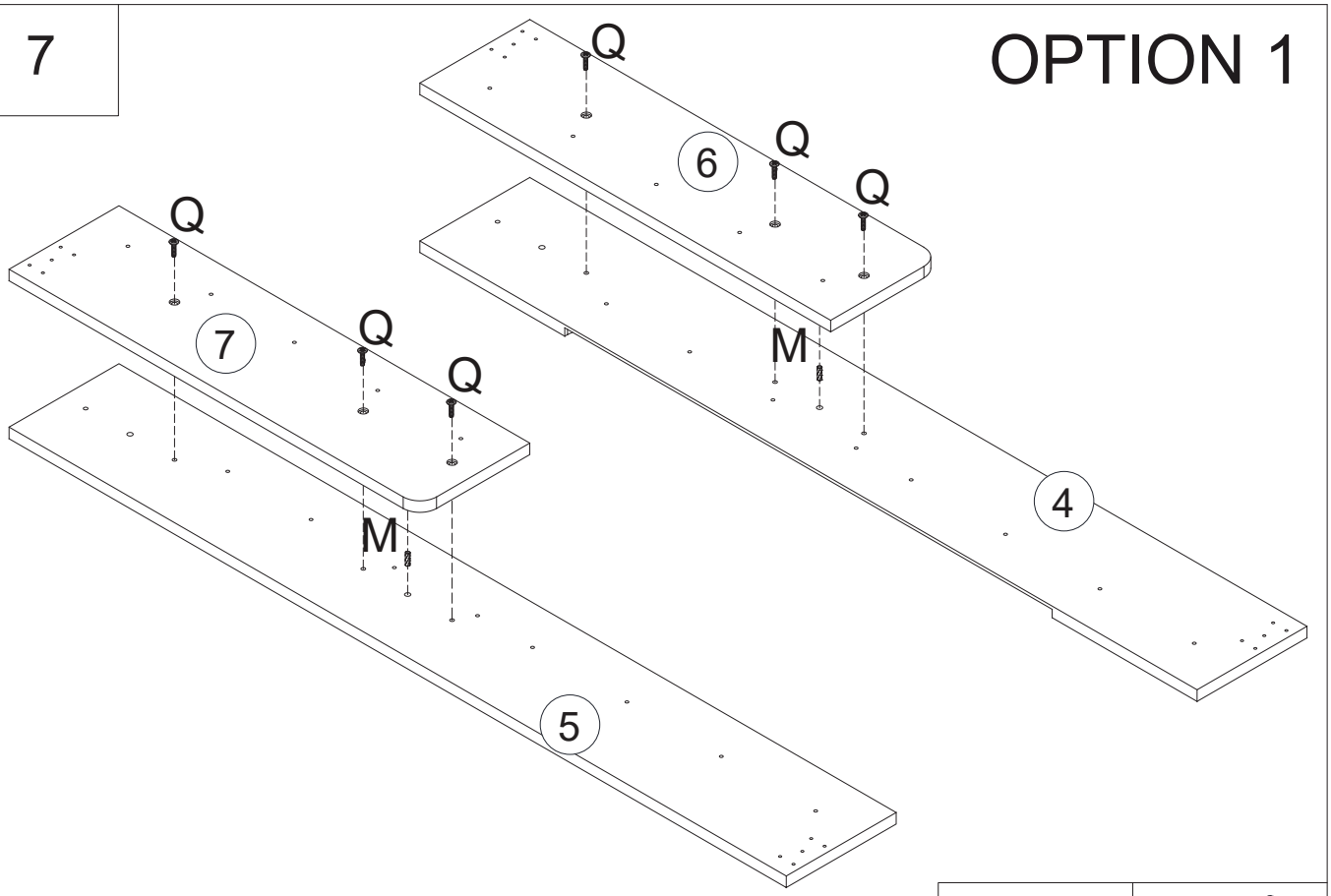

Mx2	Q x 6

8

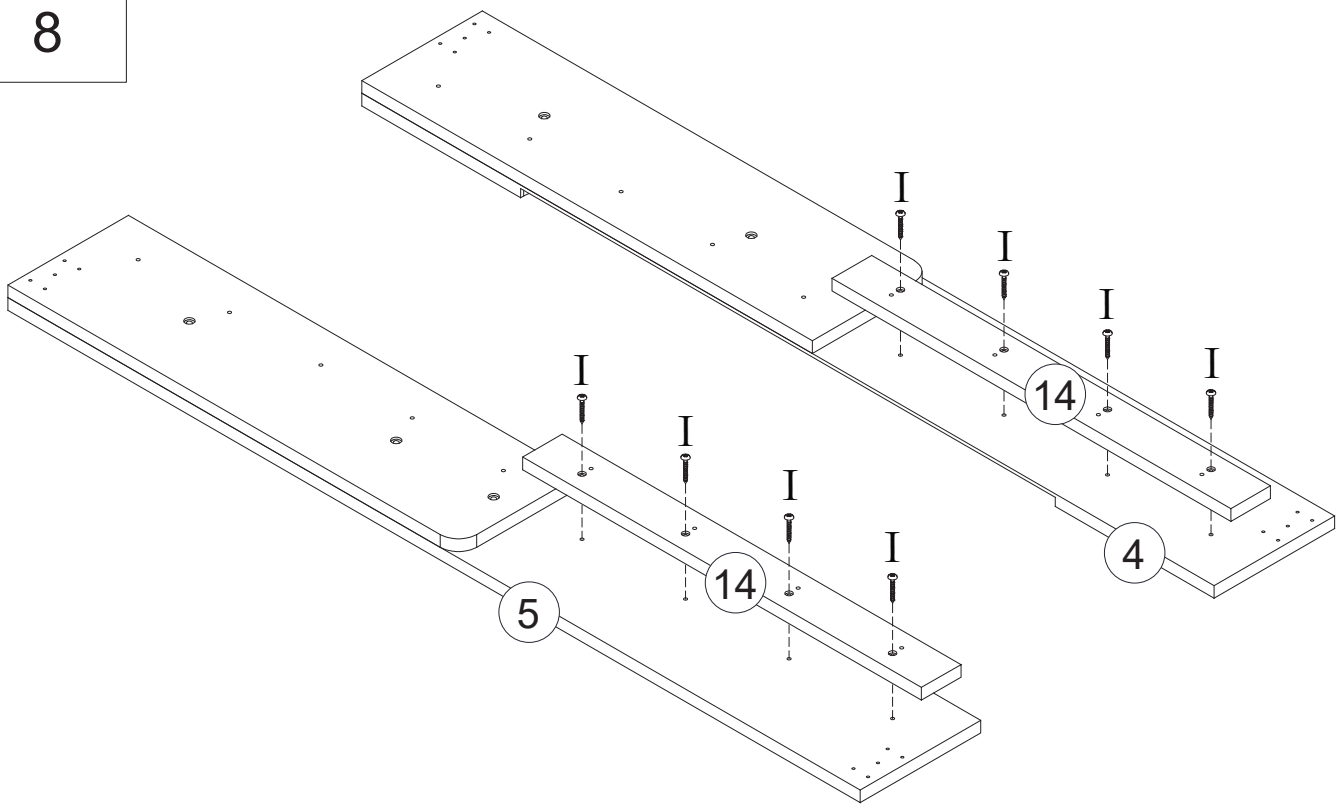

I x 8

9

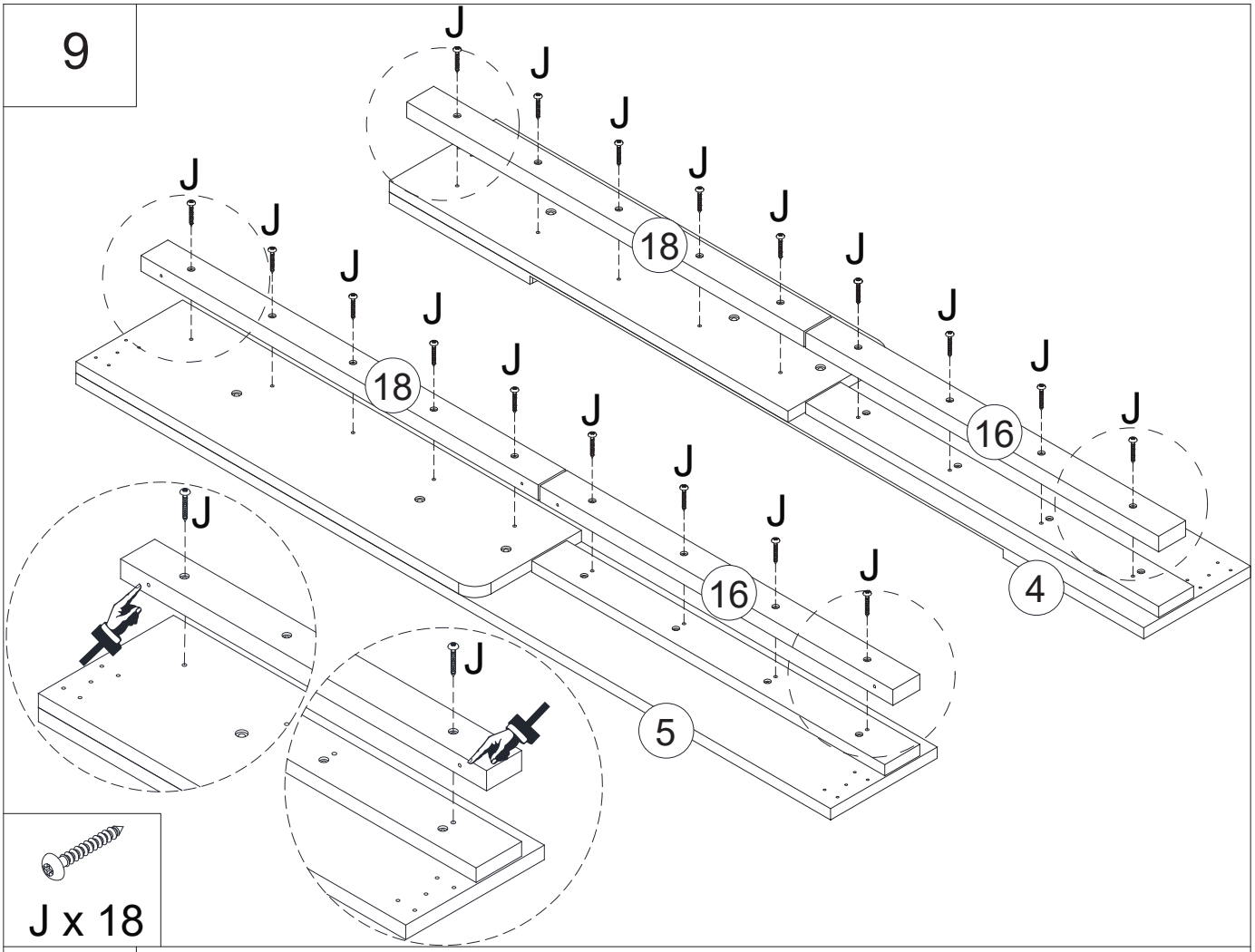

J x 18

10

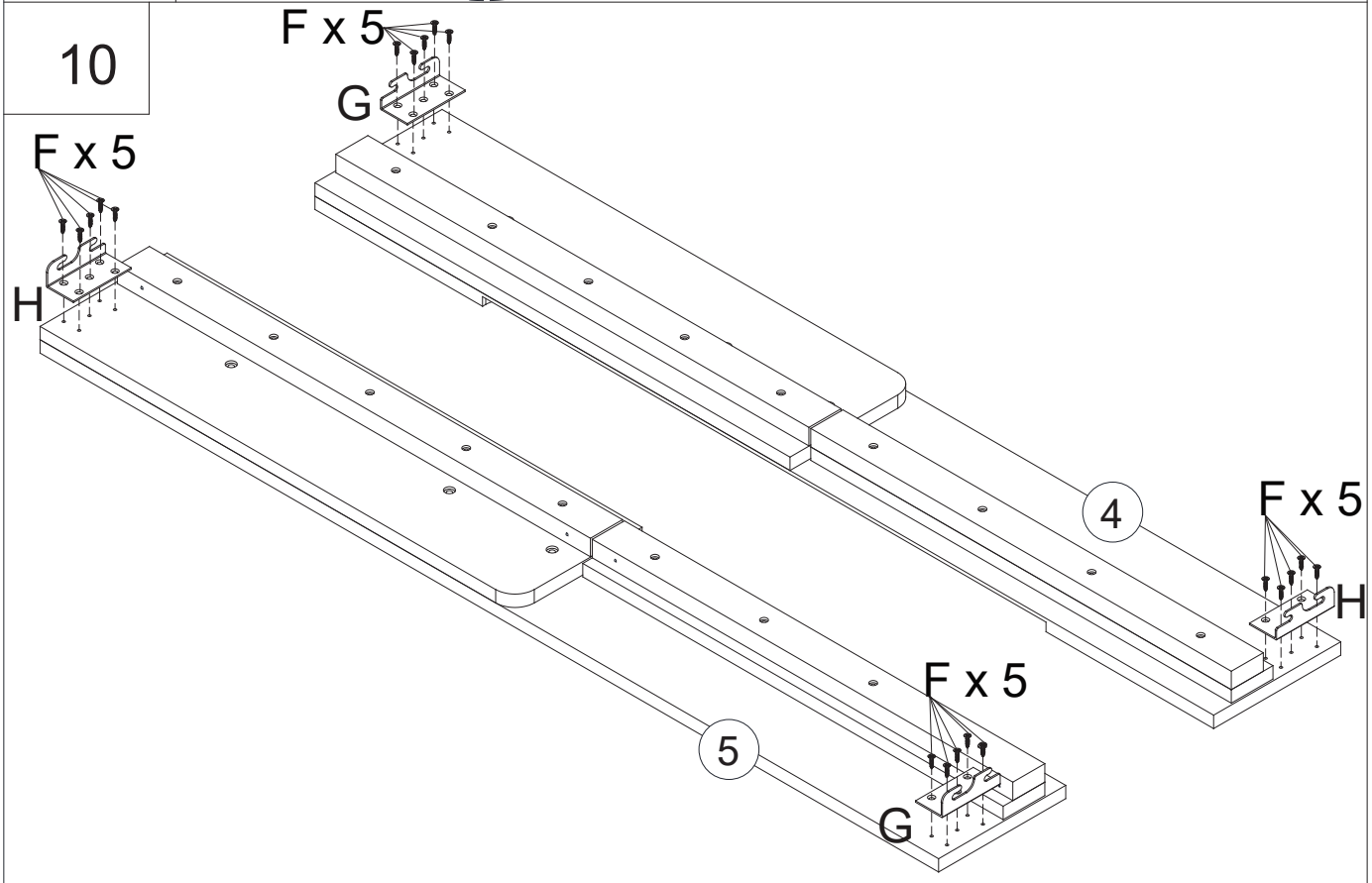

Gx2

Hx2

F x 20

11

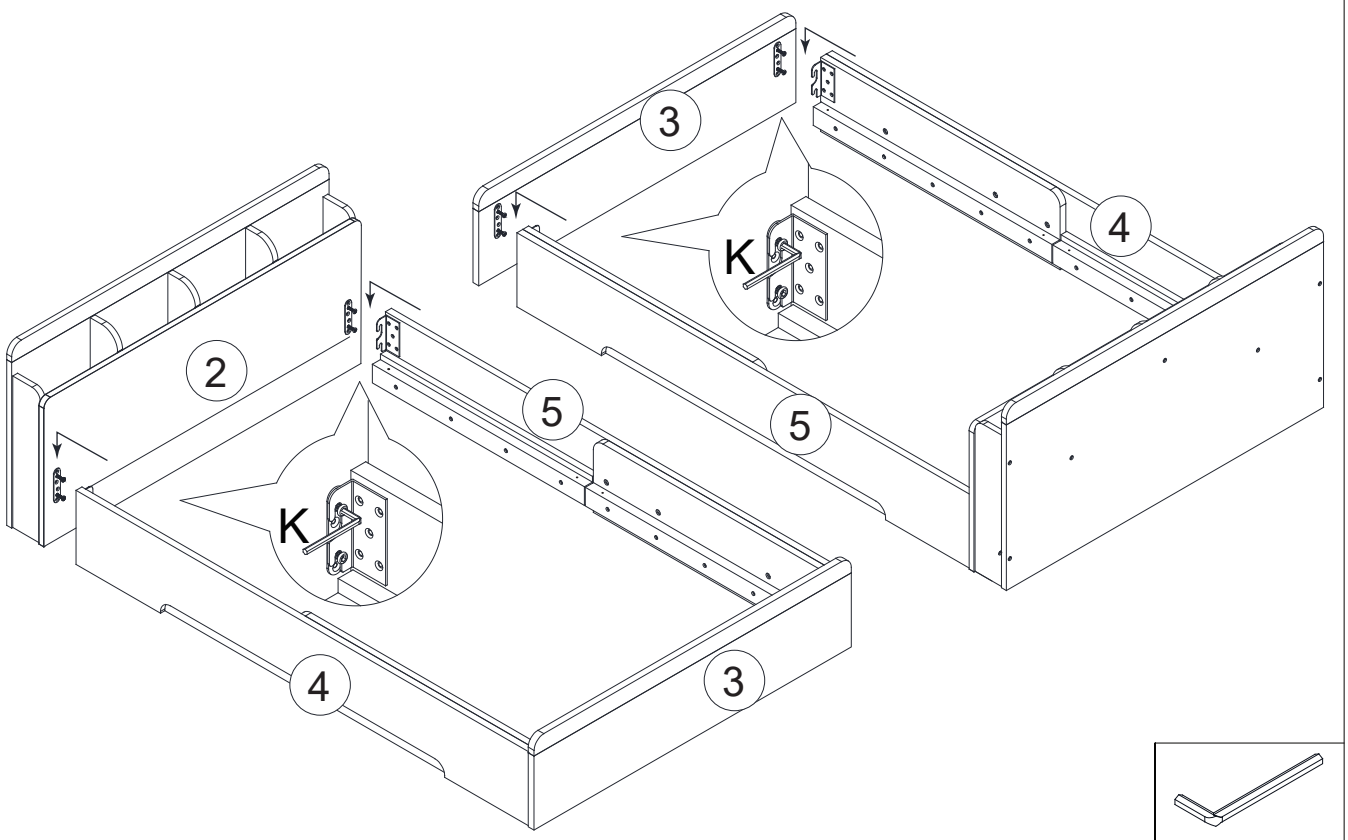

K x 1

12

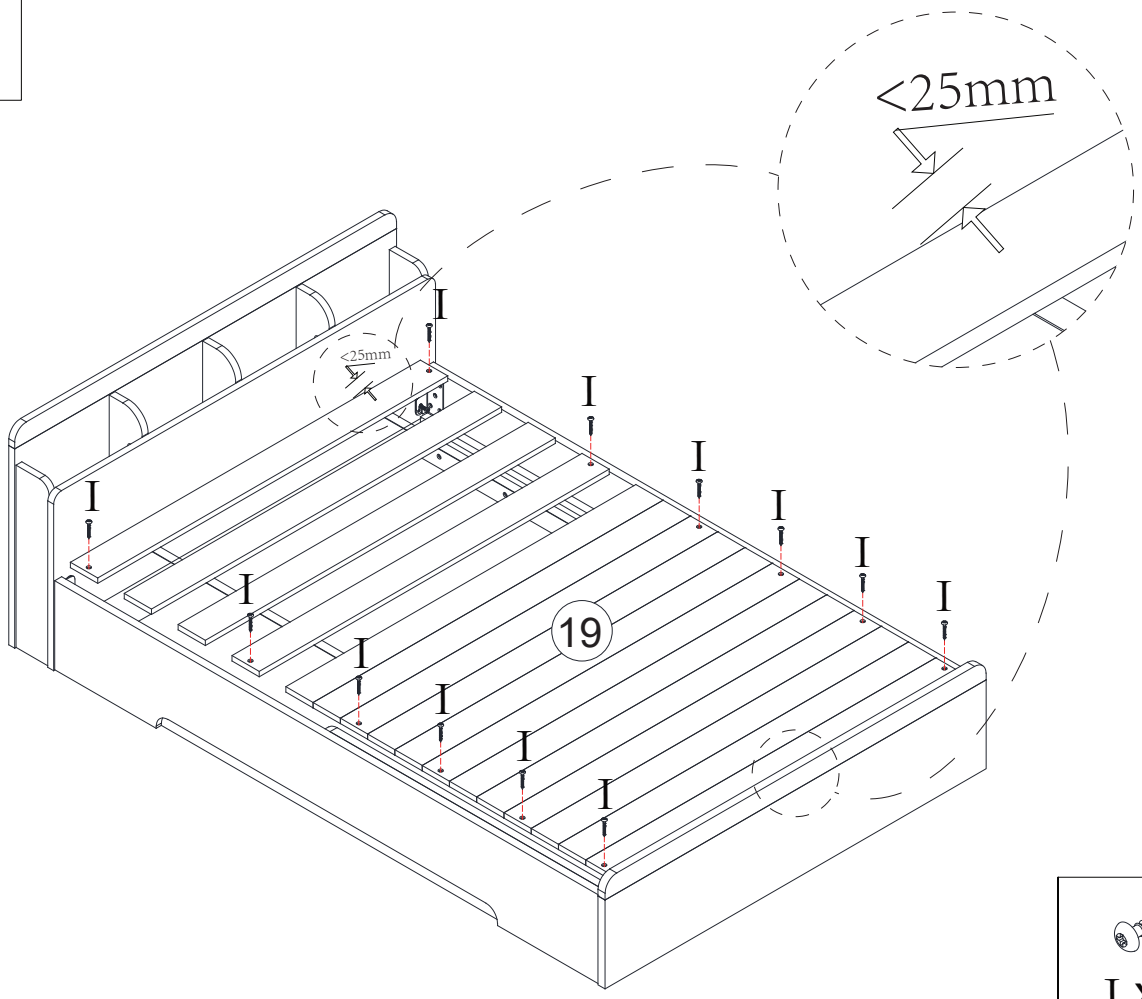

I x 12

13

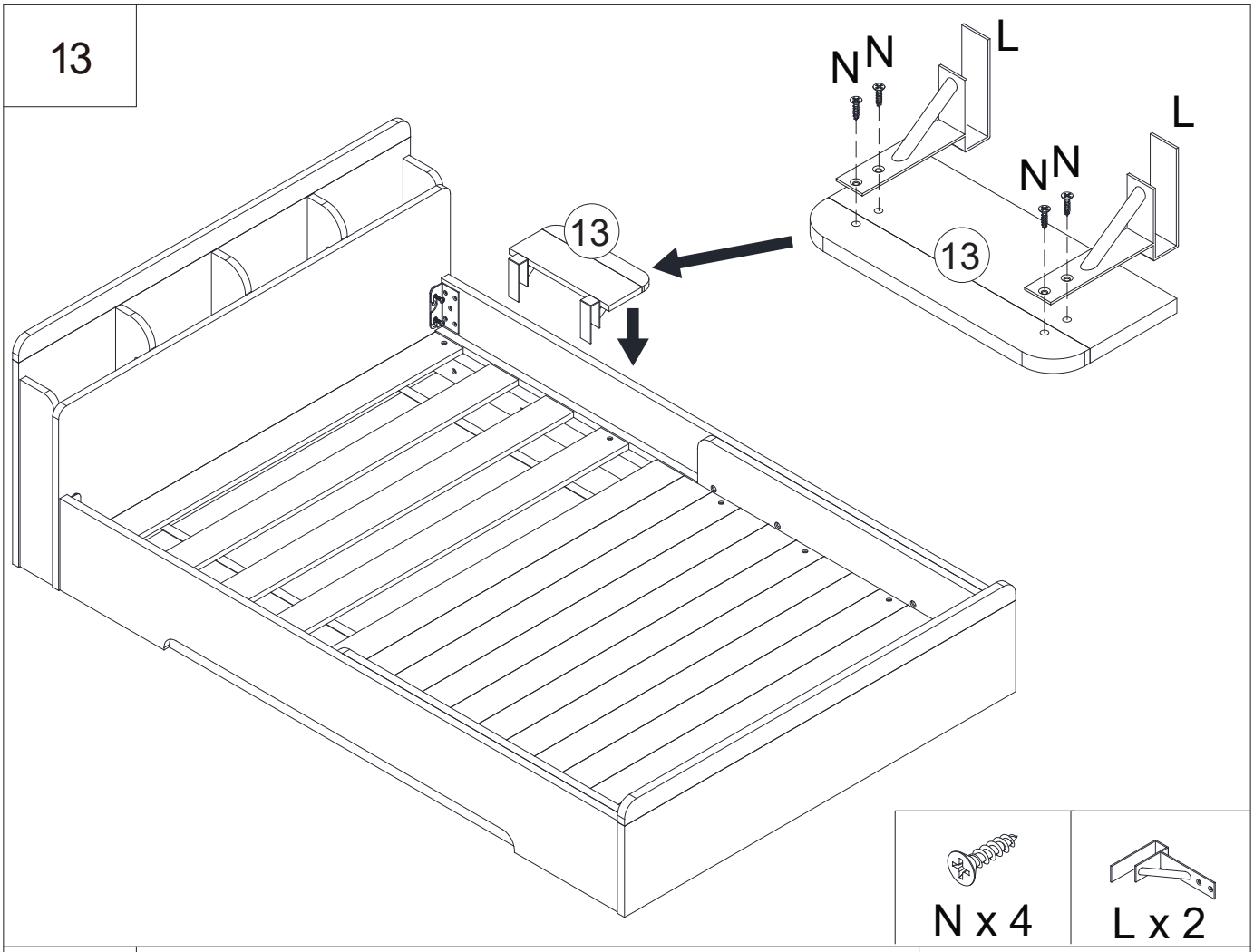

14

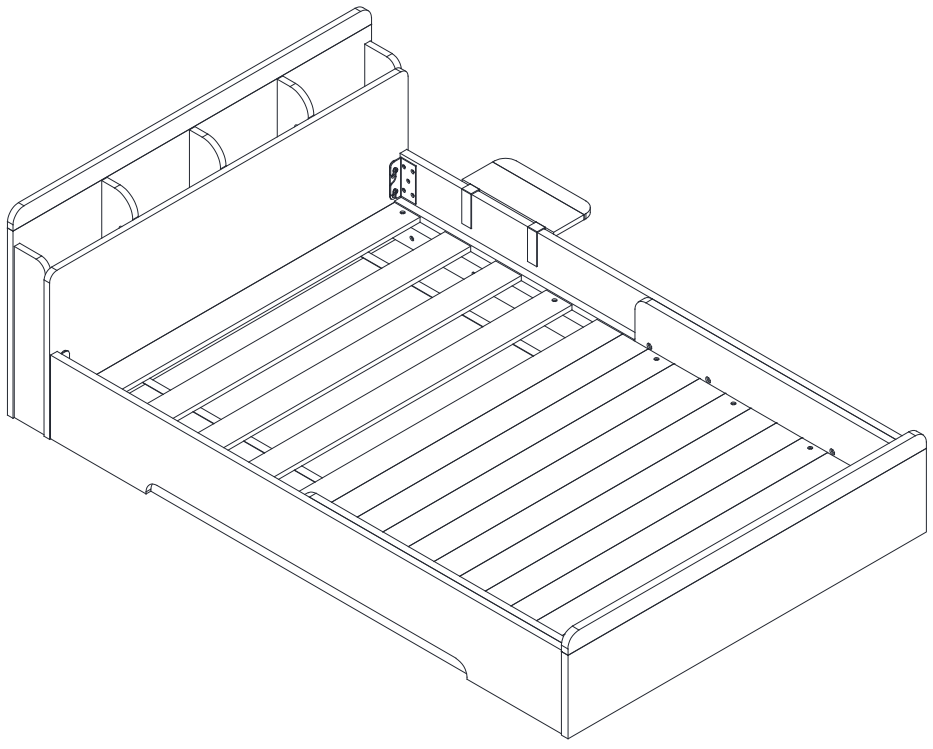



OPTION 1 : 140 x 90 cm

15

OPTION 2

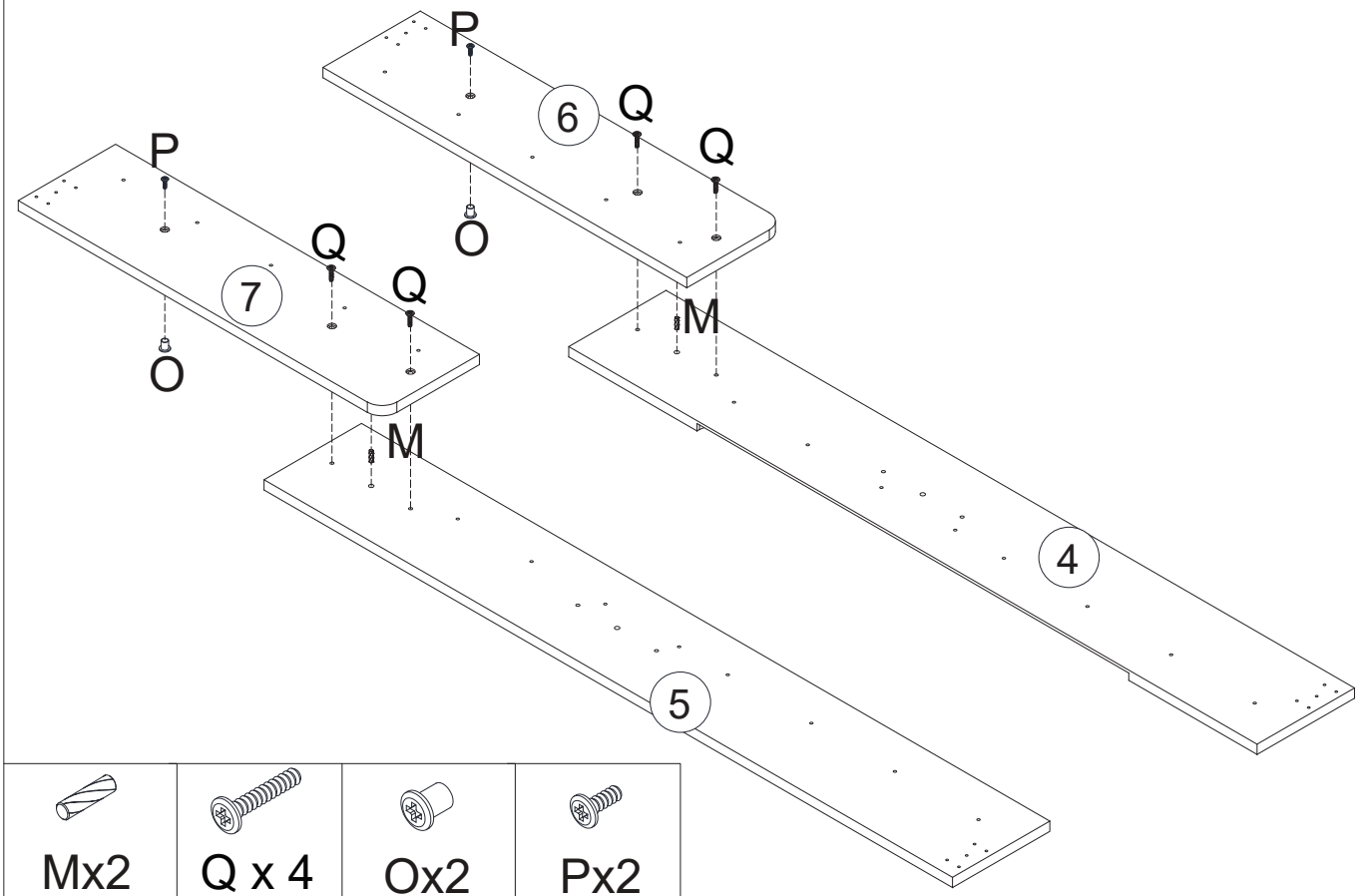

Mx2

Q x 4

Ox2

Px2

16

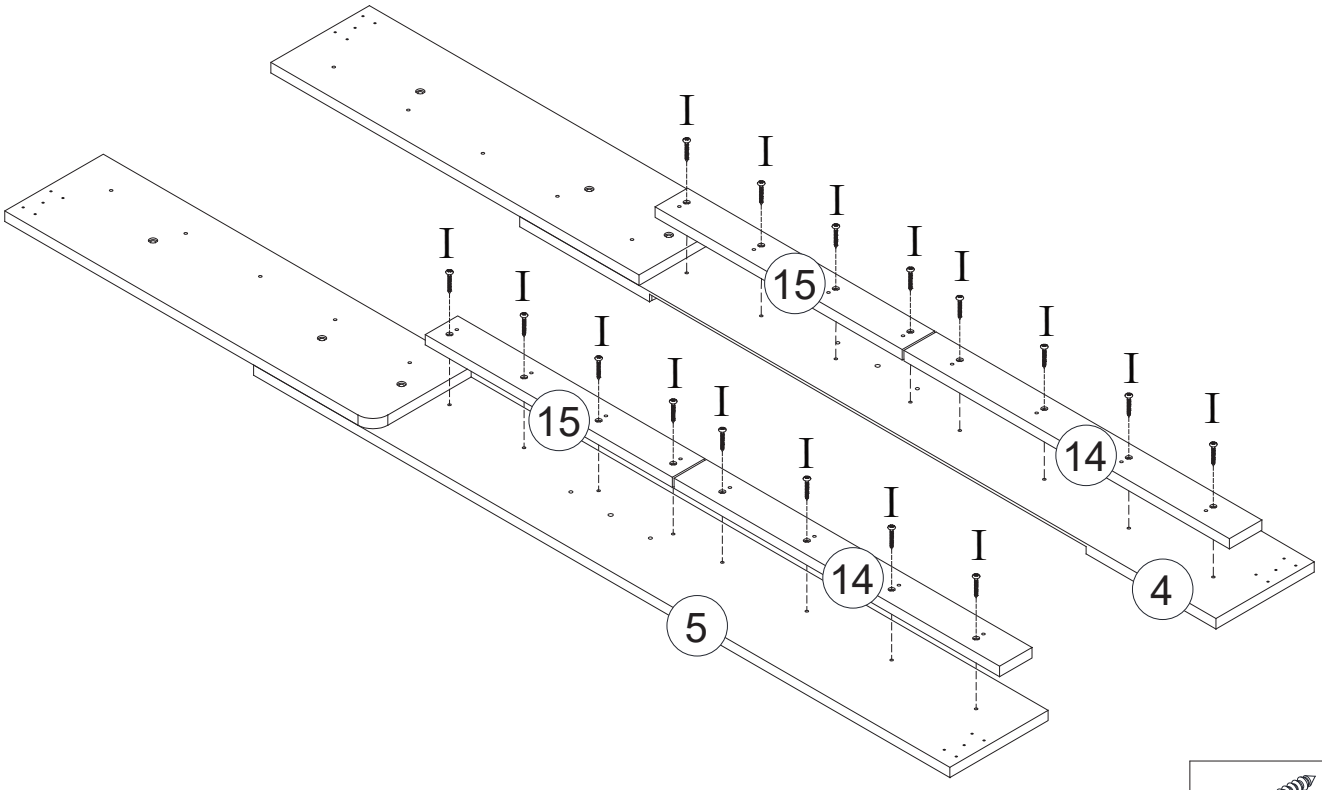

I x 16

17

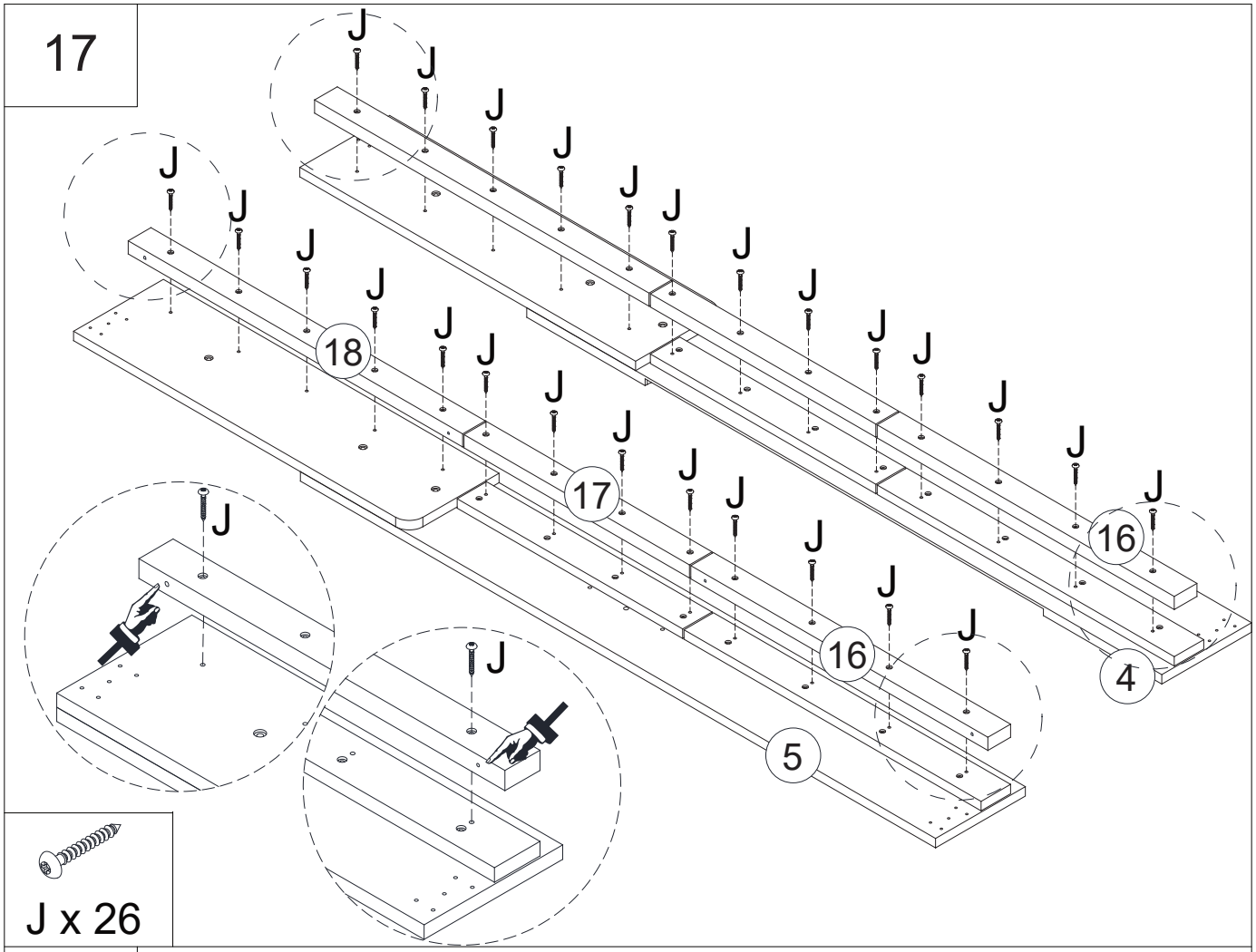

J x 26

18

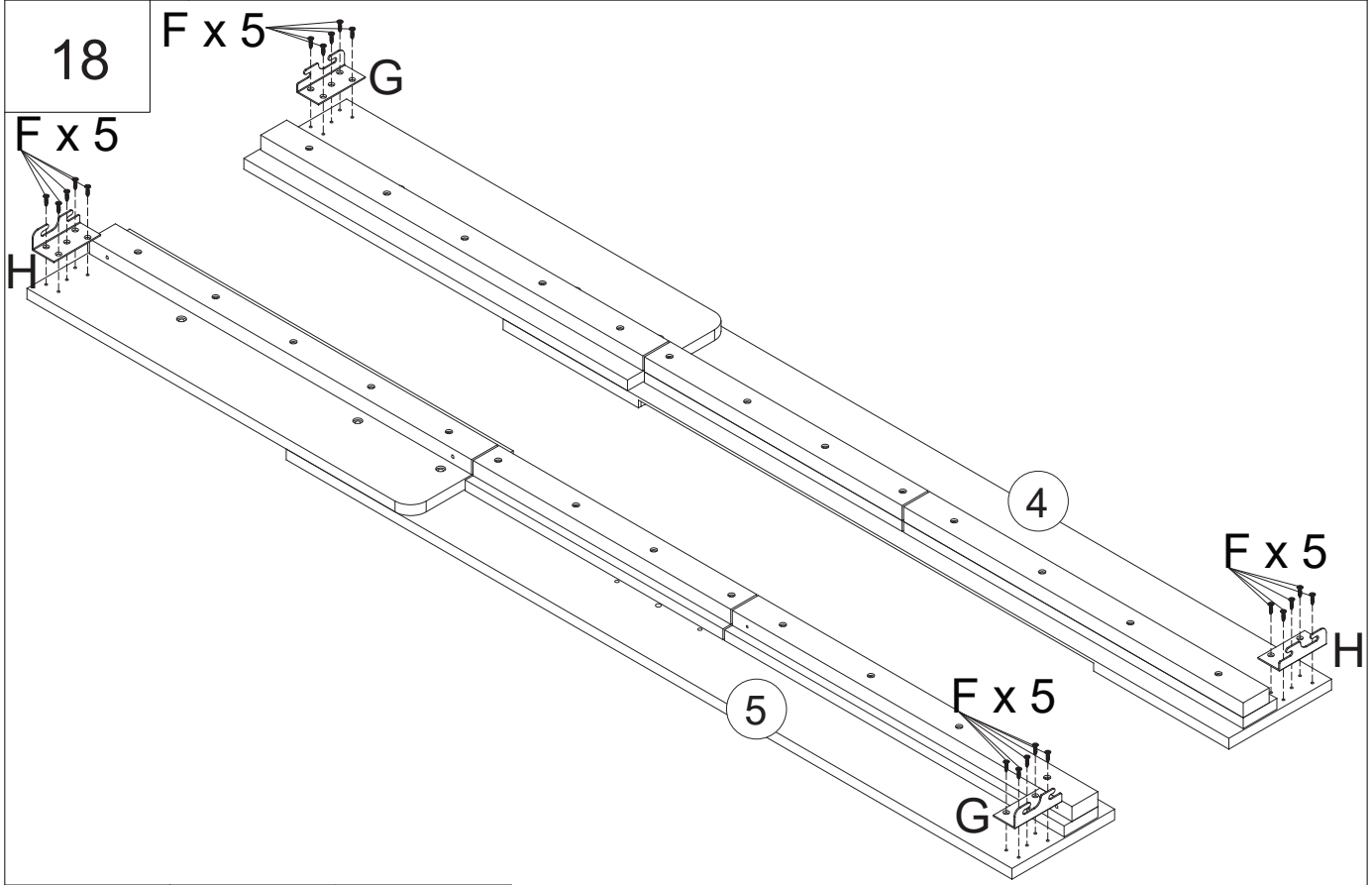

Gx2

Hx2

F x 20

19

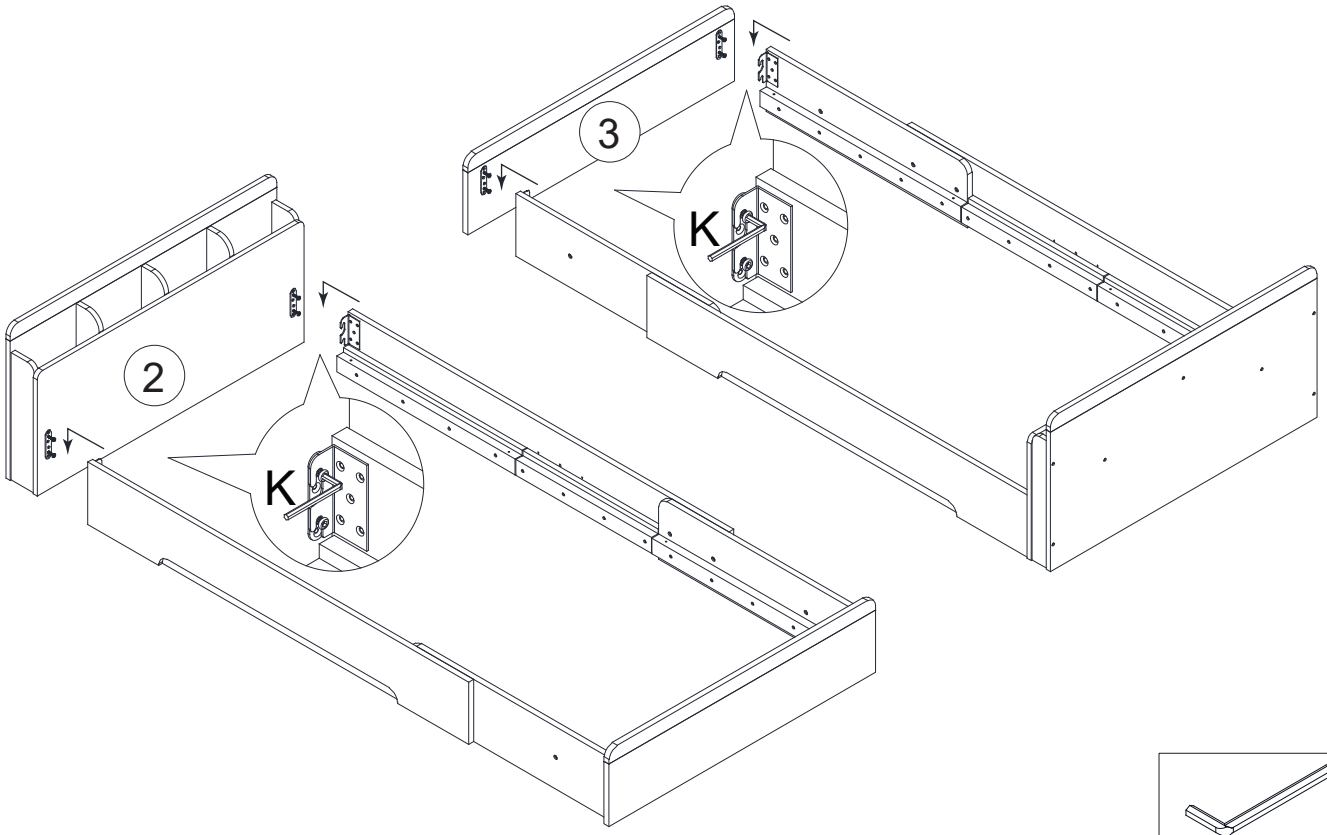

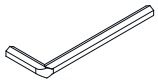

K x 1

20

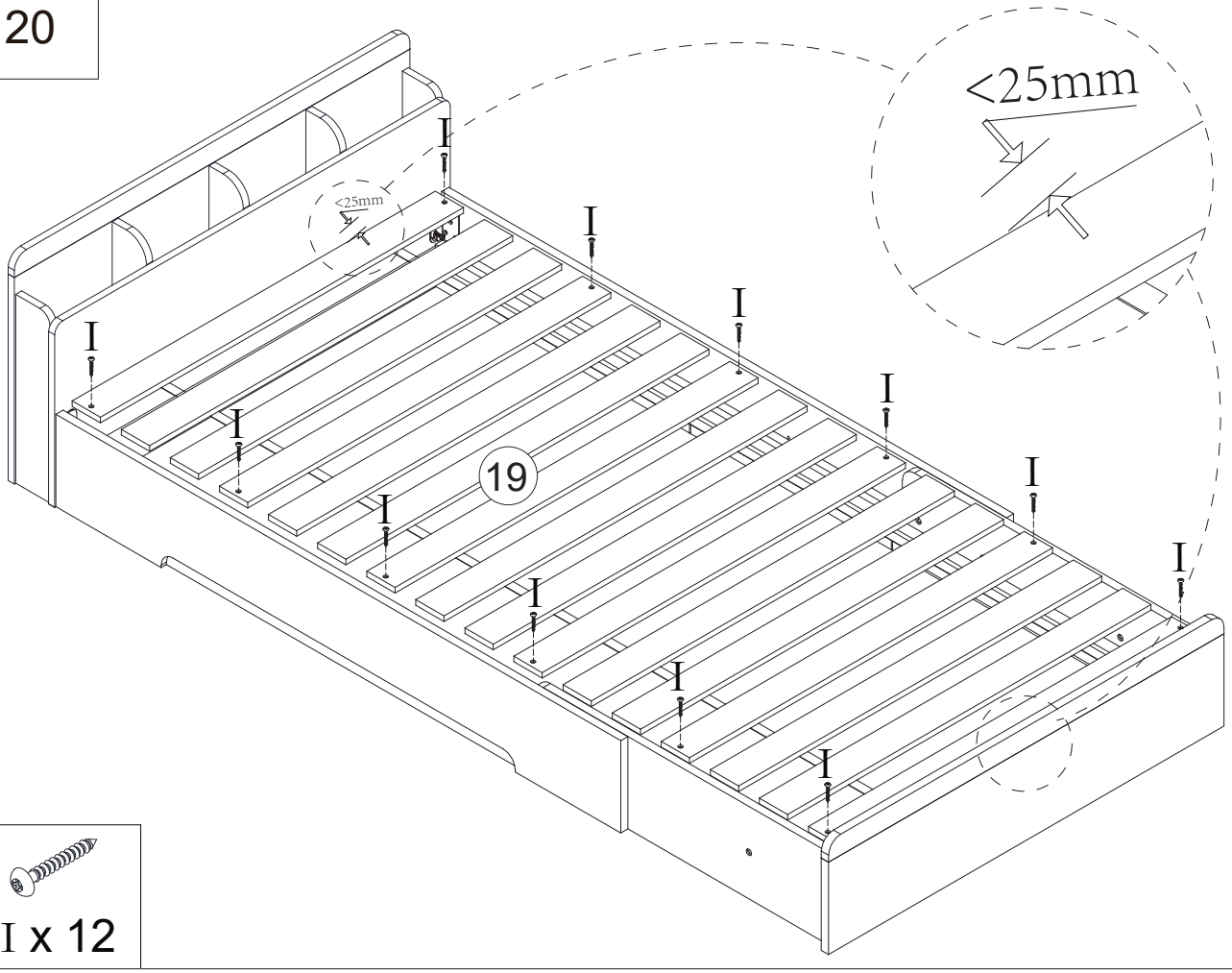

I x 12

21

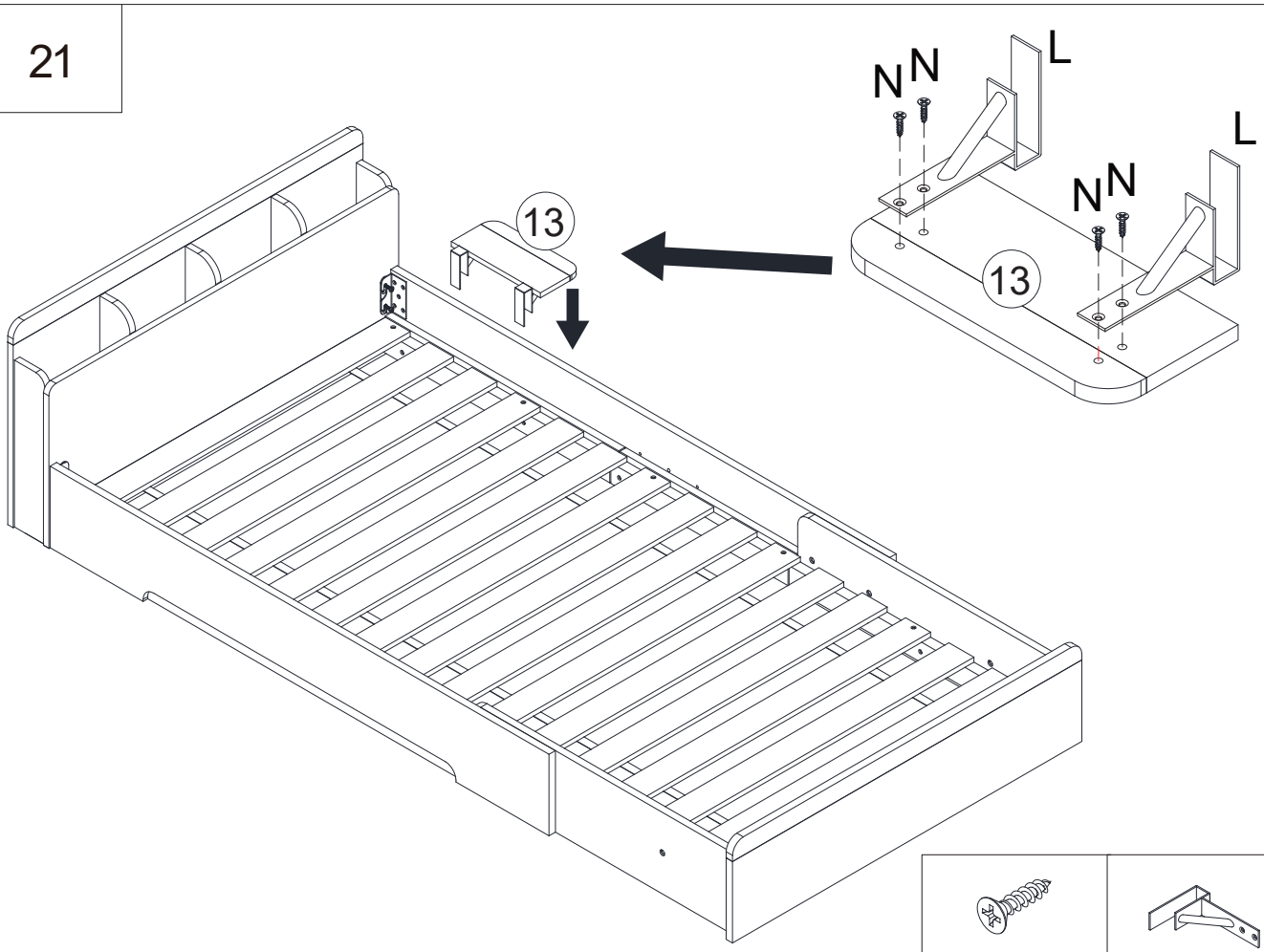

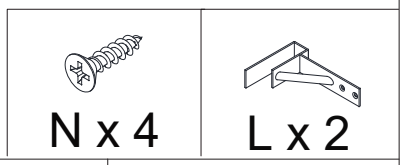

22

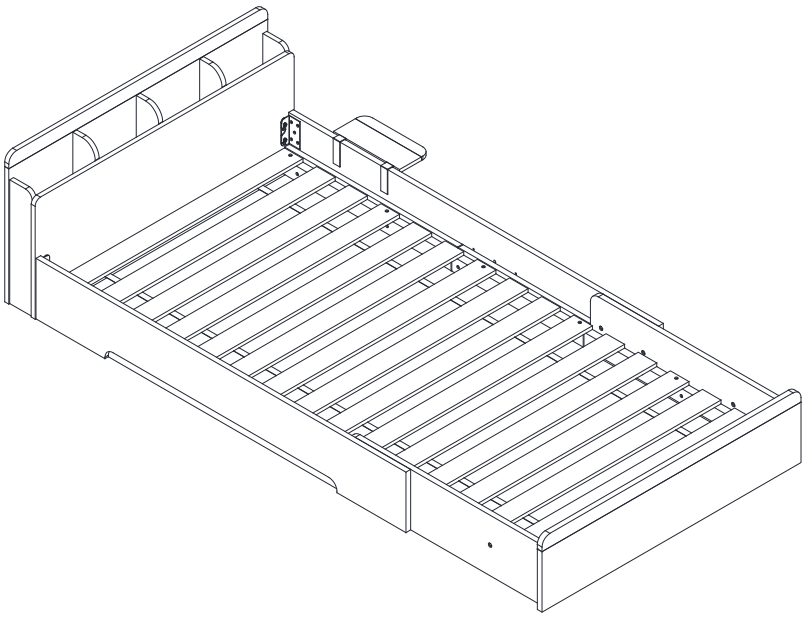



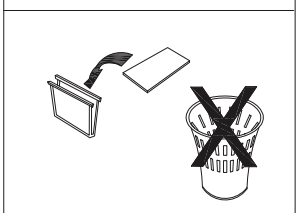

OPTION 2 : 190 x 90 cm

Nettoyer à l'aide d'une éponge humide. / Nettoyer à l'aide d'un linge humide.
Clean with a damp sponge. / Wipe clean with a damp cloth.
Limpar com uma esponja húmida. / Limpe com um pano húmido.
Limpiar utilizando una esponja húmeda. / Limpar con un paño húmedo.
Reinigung mit einem feuchten Schwamm. / Mit einem feuchten Tuch reinigen.
Pulire utilizzando una spugna umida. / Pulire con uno straccio umido.
Met behulp van een vochtige spons schoonmaken. / Reinigen met een vochtige doek.

Distribué par / Distributed by / Distribuido por
Distribuido por/Vertrieben von/Distribuito da:/
gedistribueerd door
VERTBAUDET S.A.S
216, Rue Winoc Chocqueel
59200 Tourcoing - FRANCE